

FILTER

AGE GROUP ▾

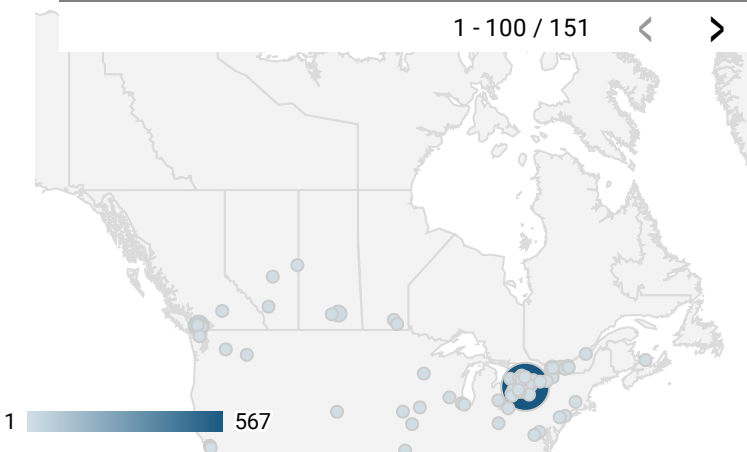
GENDER ▾

TOOL ▾

WEBSITE TRAFFIC BY LOCATION

	City	Users	Pageviews ▾
1.	Toronto	202	567
2.	Gibsons	56	61
3.	Mississauga	23	55
4.	Ottawa	20	37
5.	Dublin	8	26
6.	Dubai	3	22
7.	Oshawa	10	18
8.	Markham	9	15
9.	Regina	3	15
10.	Hamilton	10	14
11.	Oakville	6	13
12.	Port Elgin	1	12
13.	Montreal	7	11
14.	Vaughan	4	11
15.	Brampton	9	10
16.	Ajax	1	9
17.	Barrie	3	8
18.	Columbus	7	7
19.	Tijuana	1	7
20.	London	6	7

1 - 100 / 151 < >



JOB-SEEKER REFERRALS

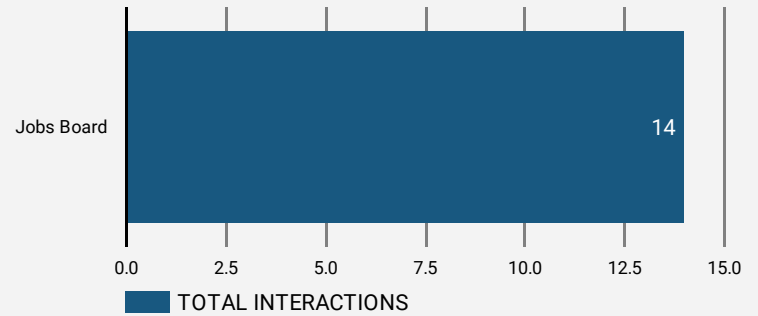
Job Postings
10

Employers
9

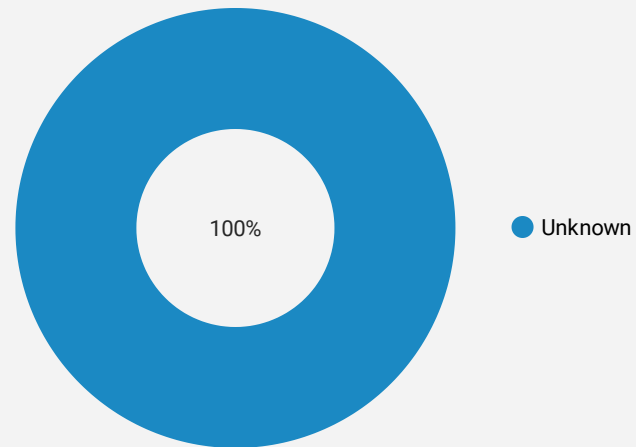
Services
0

INTERACTIONS BY TOOL

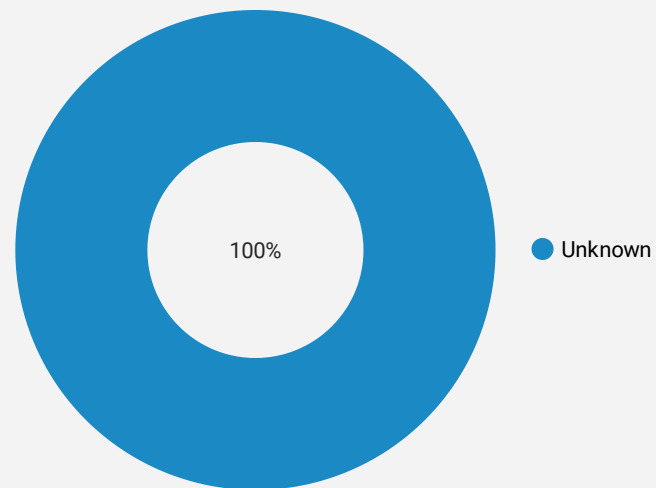
14



INTERACTIONS BY AGE GROUP



INTERACTIONS BY GENDER



Source:

Job search data is collected from user interactions with the job finding tools on the workforceinnovation.ca website. Location data is collected by Google Analytics and cannot be filtered using the age range, gender or tool filters at the top of the page.



This Employment Ontario service is funded in part by the Government of Canada and the Government of Ontario.

Ce service Emploi Ontario est financé en partie par le gouvernement du Canada et le gouvernement de l'Ontario.

FILTER

AGE GROUP ▾

GENDER ▾

TOOL ▾

INTEREST BY SKILL TYPE

No data

INTEREST BY SKILL LEVEL

No data

INTEREST BY JOB TYPE

No data

INTEREST BY JOB DURATION

No data

TOP EMPLOYERS & AGENCIES

EMPLOYER	POSTINGS ▾
The M & E Partners	4
WinDoorSolutions Ontario Inc.	3
Dixon Hall Neighbourhood Services	1
Tor-Cam Construction Inc.	1
Bob Rumball Centre of Excellence for the Deaf	1
TLTC (Toronto Lawn Tennis Club)	1
Ignition	1
Art Gallery of Ontario	1
The Digging Dogs	1

1 - 9 / 9 < >

TOP OCCUPATIONS

NOC_TITLE	POSTINGS ▾
Other customer and information services represe...	4
Construction trades helpers and labourers	1
Cooks	1
Other service support occupations, n.e.c.	1
Administrative assistants	1
Retail salespersons	1

1 - 6 / 6 < >