

**FILTER**

AGE GROUP ▾

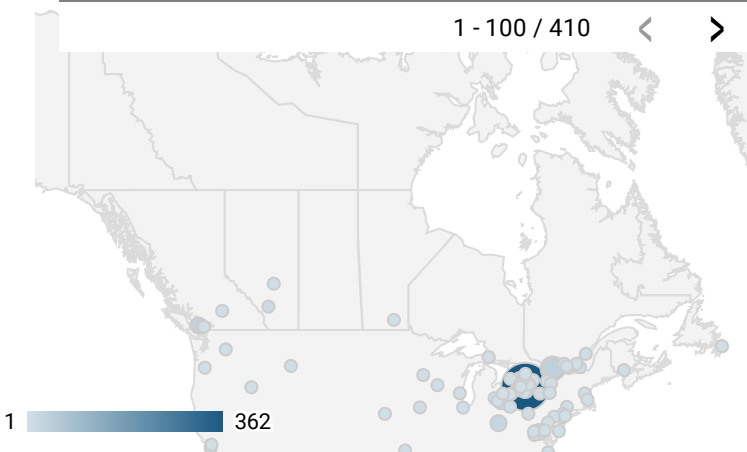
GENDER ▾

TOOL ▾

## WEBSITE TRAFFIC BY LOCATION

City	Users	Pageviews ▾
1. Toronto	154	362
2. Ottawa	10	66
3. Gatineau	2	35
4. Dhaka	15	29
5. Brampton	10	28
6. Gibsons	20	28
7. Columbus	19	20
8. Istanbul	9	20
9. Seville	6	15
10. Lagos	9	13
11. Dublin	4	13
12. Ashburn	11	12
13. Tehran	7	12
14. Addis Ababa	4	11
15. San Antonio	9	11
16. Moscow	4	10
17. Zutphen	1	10
18. Ajax	3	10
19. Windsor	4	10
20. Rio de Janeiro	3	9

1 - 100 / 410 < >



## JOB-SEEKER REFERRALS

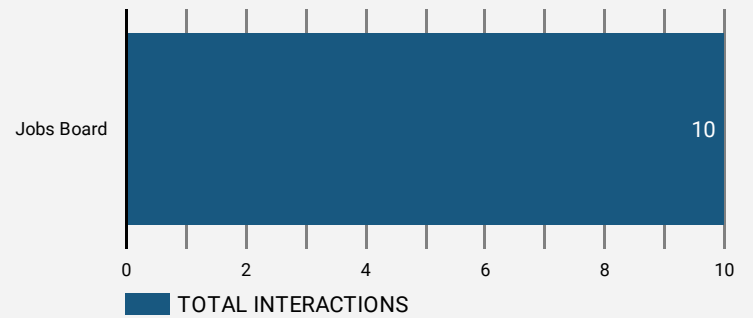
Job Postings  
**10**

Employers  
**10**

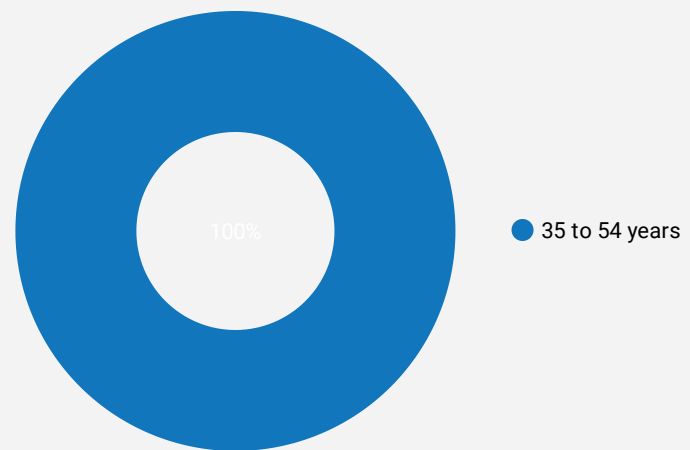
Services  
**0**

## INTERACTIONS BY TOOL

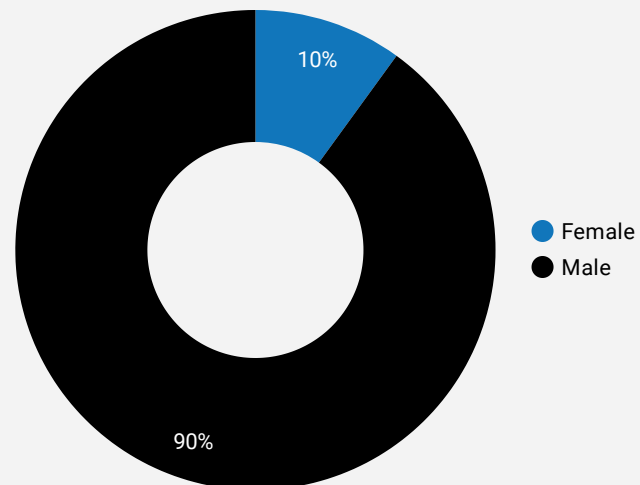
**10**



## INTERACTIONS BY AGE GROUP



## INTERACTIONS BY GENDER



**Source:**

Job search data is collected from user interactions with the job finding tools on the workforceinnovation.ca website. Location data is collected by Google Analytics and cannot be filtered using the age range, gender or tool filters at the top of the page.



This Employment Ontario service is funded in part by the Government of Canada and the Government of Ontario.

Ce service Emploi Ontario est financé en partie par le gouvernement du Canada et le gouvernement de l'Ontario.

**FILTER**

AGE GROUP ▾

GENDER ▾

TOOL ▾

## INTEREST BY SKILL TYPE

No data

## TOP EMPLOYERS & AGENCIES

EMPLOYER	POSTINGS ▾
Rexdale Community Health Centre	1
WinDoorSolutions Ontario Inc.	1
Kijiji	1
Sandman Hotel Group	1
TWO MEN AND A TRUCK®	1
Captain Azza	1
Defina	1
Selva Toronto/Fifth Social Club	1
Lufthansa	1

1 - 9 / 9 < >

## INTEREST BY SKILL LEVEL

No data

## TOP OCCUPATIONS

NOC_TITLE	POSTINGS ▾
Food and beverage servers	2
Cashiers	1
Other customer and information services repre...	1

1 - 3 / 3 < >

## INTEREST BY JOB TYPE

No data

## INTEREST BY JOB DURATION

No data